

MOK SENSIO  
EXPERIENCE



**01**

OPEN SLIDING  
COVER



**02**

INSERT SENTIC  
HEAT STICK



**03**

PRE-HEAT



**04**

USE



**05**

REMOVE SENTIC  
HEAT STICK




**06**

CLOSE SLIDING  
COVER

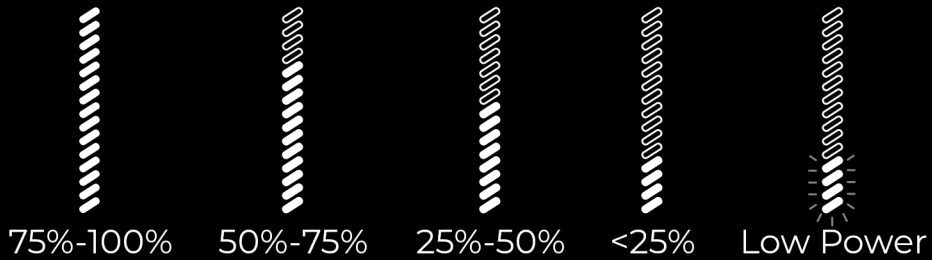



**CHILD LOCK FEATURE**




**Press 5 times to  
LOCK and UNLOCK**

## CHARGING THE DEVICE



## TROUBLESHOOTING



**01**  
LED flashes 8 times:  
battery level too low



**02**  
LED flashes 5 times:  
abnormal operating  
temperature of the  
device



**03**  
LED flashes 3 times:  
abnormal operating  
temperature of the  
heating component

## PROPER DISPOSAL

### MOK SENSIO

- Please do not discard the device with household waste.
- Used devices should be placed in designated electronic waste containers.
- Always follow applicable environmental regulations to ensure safe and proper disposal.



### SENTIC

- Improper disposal of Sentic consumables poses a fire hazard.
- Do not throw them in regular trash bins.
- Please dispose of these items only in designated ashtrays or bins designed for flammable waste.



## **AFTER-SALES SERVICE**

Thank you for choosing our product. We hope it brings you a pleasant and enjoyable experience.

To ensure proper and safe use of your heat-not-burn device, please follow the instructions provided carefully

**If you have any inquiries, feel free to contact us:**

Company: **20S Inc.**

Address: **Unit 2701, Trade and Financial Tower, 7th Ave. corner 32nd Street, Bonifacio Global City, Taguig City, Philippines**

Email Address: **[inquiries@mok.com.ph](mailto:inquiries@mok.com.ph)**